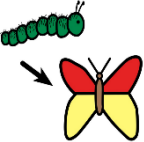









Curriculum information for Parents and Carers



| Hedgehogs | Step 2 | Spring 2 2021 |
|---------------------------------------------------------------------------------------------------------------------------------------------|--------------------------------------------------------------------------------------------------------------------------------------------------------------------------------------------------------------------------------------------------------------------------------------------------------------------------------------------------------------------------------------------------------------------------------------------------------------------------------------------------------------------------------------------------------------------------------------------------------------------------------------------------------------------------------------------------------------------------------------|---------------|
| Growing (Animals - Butterflies) | | |
|  | <p>Hedgehogs will be learning about animals growing, particularly looking at caterpillars turning into butterflies. We will be reading 'The Very Hungry Caterpillar' and linking lots of our activities to this story.</p> | |
| <p>Communication and Language and Literacy</p>  | <p>Your child will be working on:-</p> <ul style="list-style-type: none"> • developing their communication skills in all lessons • working on their IEP targets <p>Reading</p> <ul style="list-style-type: none"> • Sensory Story - The Very Hungry Caterpillar by Eric Carle <p>Funky Fingers</p> <ul style="list-style-type: none"> • We will be working on our fine motor skills to put pick up pom poms with large tweezers to decorate a butterflies wings, clipping butterfly clips on to pipe cleaners, wrapping ourselves in material to experience being in a cocoon, mark making using pens on paper and chunky chinks on the floor and walls outside. | |
| <p>Personal, social and emotional development</p>  | <p>Learning to become more independent by focussing on toileting, dressing and eating.</p> <p>Your child will be working on their PSED skills including their IEP targets across the day.</p> <p>RE – Easter – we will be learning about Easter through a sensory story and craft. Each week will have a different focus such as stained glass windows, the last supper, marching like soldiers, decorating wooden crosses and listening to Christian music.</p> | |
| <p>Physical Development</p>  | <ul style="list-style-type: none"> • PE (moving stories) – using our bodies to move around the Hall like different animals. • Outside – we will be developing our gross motor skills and co-ordination by learning how to ride a trike, using the swings holding onto the chains and pulling ourselves along on scooter boards. <p>Every day we will use a variety of equipment (trampette, therapy balls, spinners) during 'ready to learn' to help with sensory needs.</p> | |
| <p>Cognition/Mathematics</p>  | <p>Moving and Transporting and Measures – we will complete a mini circuit in the classroom</p> <ul style="list-style-type: none"> - choosing a small animal from our den - carrying it without dropping it across the room to a selection of boxes/pet carriers - choose a box/carrier, put our animal inside and then carry them to: - a Duplo area to make it a home - the outside area where we will use a wheelbarrow to carry hay/straw from one side of the outdoor area to the other and then make a bed using the hay for our animal. - We will also complete some minibeast matching of large and small bugs. | |
| <p>Understanding of the World</p>  | <ul style="list-style-type: none"> • Science (minibeasts) – we will be learning about different types of insects through a bug hunt outside using magnifying glasses, searching for bugs in a tuff spot of mud, making bug fossils using clay, making playdough snails, making a bug hotel outside and hopefully watching some live caterpillars turn into butterflies! • ICT – using Bee Bots, trail mats, skittles and roamers to explore with programming. | |
| <p>Other</p> | <ul style="list-style-type: none"> • Thanks for all your Class Dojo photos. | |

Your child's teacher will continue to contact you to support you and your child's learning when they are home learning.