

arts & crafts



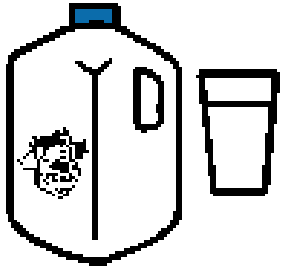


We are going to
make our own
Elmer






milk carton




pva glue



coloured paper



paintbrush



googly eyes



Cut the bottom of the carton off (see photo on previous slide).

Cover in pva glue

Stick on coloured squares of tissue paper/ coloured paper

Add some little cardboard ears

Add googly eyes

Leave to dry

(If children like ripping then have some spare paper they can tear rather than all pre cut)

tidy up

